



HORTON TOWNSHIP

2021

Budget Presentation



PRESENTATION OVERVIEW

THE BUDGET PROCESS

2021 FUNDING

ASSET MANAGEMENT & LONG-TERM FINANCIAL STRATEGIES

DEPARTMENTAL SUMMARIES

OPERATING & CAPITAL SUMMARIES

RESERVES AND FUNDING APPLICATIONS

PROPERTY ASSESSMENT & TAXES

THE BUDGET PROCESS




BUDGET
REQUEST
WORKSHEETS



STAFF
REVIEWED
& AMENDED




DEPARTMENTAL
SUMMARY
CREATED

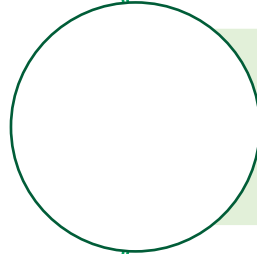





2021 FUNDING



OMPF - \$238,000



GAS TAX - \$179,582



OCIF - \$85,090



ASSET MANAGEMENT & LONG-TERM FINANCIAL STRATEGIES

- Our Asset Management Plan is a financial tool used to guide the municipal decision making process
- Staff reviews the 10-Year Capital Forecast
- Next deadline for compliance - July 1, 2022



PHASE 1 – JULY 1, 2019



PHASE 2 – JULY 1, 2022 ★★★



PHASE 3 – JULY 1, 2024

BUDGET HIGHLIGHTS

THOMPSONHILL STREETS ENGINEERING

**INCREASED
RECYCLE
CONTRACT**

**REHAB OF
WHITTON
ROAD**
(South Side)

**$\frac{3}{4}$ TON
TRUCK**

**OPP
BILLING
DECREASE**

22%  IN INSURANCE PREMIUMS

GENERAL GOVERNMENT

2020 PROPOSED

\$2,084,428

2021 PROPOSED

\$2,177,167

4% VARIANCE OVER 2020

= \$92,739

- Estimated growth of \$19,458 and 2% Levy increase
- Furnace upgrade for the office, depending on funding
- Office Debenture payment of \$16,127
- Increase in Insurance of 22%



TRANSPORTATION

2020 PROPOSED

\$1,004,857

2021 PROPOSED

\$1,038,230

3.3% VARIANCE OVER 2020 = \$33,373

- Slight increase in Utilities
- Debenture Payments of: Garden of Eden \$27,785, Johnston Road \$24,500, Thomson Road \$50,000
- Whitton Road project from OCIF, Gas Tax, Reserves & Development Charges
- 22% increase in Insurance



ENVIRONMENTAL SERVICES

2020 PROPOSED

\$231,004

2021 PROPOSED

\$337,328

46% VARIANCE OVER 2020

= \$106,324

- Substantial increase due to curbside recycling



FIRE DEPARTMENT

2020 PROPOSED

\$148,098

2021 PROPOSED

\$161,220

8.9% VARIANCE OVER 2020

= \$13,122

- Addition fittings on 4th Apparatus
- Increased Maintenance



RECREATION

2020 PROPOSED


\$178,455

2021 PROPOSED

\$131,092

**-26.1% VARIANCE OVER 2020
= (\$46,553)**

- Decreased amount for Rec Agreement with Town of Renfrew
- Decrease in Community Liaison Officer's position
- Tables and chairs – From Reserves
- Dock at Boat launch
- Ramp at Rink



BUILDING

0 % VARIANCE OVER 2020 = \$0

2020 PROPOSED - \$0

2021 PROPOSED - \$0

PLANNING

0 % VARIANCE OVER 2020 = \$0

2020 PROPOSED – (\$1,800)

2021 PROPOSED – (\$1,800)

PROTECTION

-2.9 % VARIANCE OVER 2020 = (\$14,046)

2020 PROPOSED - \$481,109

2021 PROPOSED - \$467,063

Decrease in annual OPP Billing



HEALTH SERVICES

1 % VARIANCE OVER 2020 = \$359

2020 PROPOSED - \$34,705

2021 PROPOSED - \$35,064

Annual commitment for Physician Recruitment

LIBRARY

2 % VARIANCE OVER 2020 = \$160

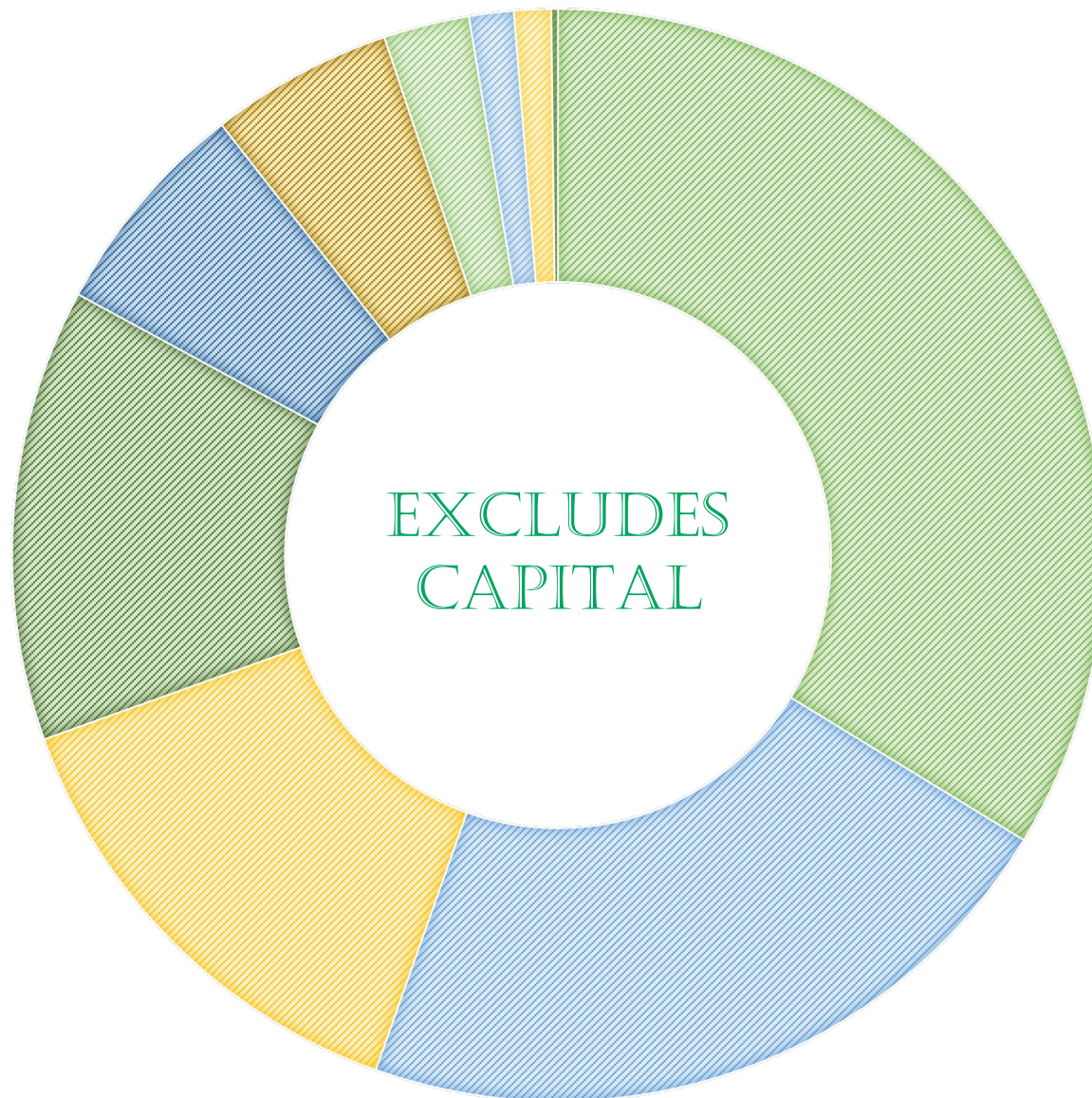
2020 PROPOSED - \$8,000

2021 PROPOSED - \$8,160

2% annual increase as per Agreement



BREAK DOWN OF PROPOSED 2021 OPERATING BUDGET



- 34% - Transportation - \$1,081,800
- 22% - General Government - \$695,235
- 14% - OPP - \$452,373
- 13% - Environment - \$429,628
- 7% - Recreation - \$208,962
- 5% - Fire - \$173,520
- 3% - Planning & Building - \$81,520
- 1% - Protection - \$42,290
- 1% - Health Services - \$35,064
- 0% - Library Services- \$8,160

PROPOSED 2021 CAPITAL BUDGET

				Financing						
Department	Item	Opening Unfinanced	2021 Budget	Taxation	Fees/ Charges/ Donations	Dev. Chgs.	Grants	Gas Tax	Reserves	Estimated Closing Unfinanced
Gen. Gov't	Office Construction Loan - 2009	24,189.27		16,127	0	0	0		0	8,062.27
	Furnace Installation		50,000						50,000	0.00
										0.00
Sub-Total		24,189.27	50,000	16,127	0	0	0	0	50,000	8,062.27
Fire										0.00
Sub-Total		0.00	0	0	0	0	0	0	0	0.00
Roads	Garden of Eden Rd	41,677.50		27,785						13,892.50
	Thomson Rd	50,000.00		50,000						0.00
	Whitton Road		300,000			20,713	57,287	90,000	132,000	
	Johnston Rd	196,000.00		24,500						171,500.00
	Gravel Road (to be picked)		50,000	10,000				40,000		0.00
	3/4 Ton		65,000						65,000	0.00
	Slip-in Water Tank		40,000						40,000	0.00
	2020 Tandem		288,107						288,107	0.00
	Thompson Hill Streets - Engineering		60,000						60,000	0.00
Sub-Total		287,677.50	803,107	112,285	0	20,713	57,287	130,000	585,107	185,392.50
Environment	Ramp Rehabilitation		10,000						10,000	0.00
Sub-Total		0.00	10,000	0	0	0	0	0	10,000	0
Recreation	Tables/Chairs		12,000						12,000	0.00
										0.00
										0.00
										0.00
Sub-Total		0.00	12,000	0	0	0	0	0	12,000	0.00
TOTAL		311,866.77	875,107	128,412.00	0.00	20,713.00	57,287.00	130,000.00	657,107	193,454.77

Note - Summary of Funds from Sale of Gravel Pit

Net Proceeds	552,010.82
Thomson Road	(207,093.57)
Lime Kiln Road	(30,427.66)
Fraser Road	(143,446.15)
Johnston Road	(171,043.44)
Balance Remaining	-

Catering Reserve

Unfinanced Projects	Debt	2021	Balance of Debenture 12/31/21	Township Debt	Township Payment	Financing	Unfinanced 12/31/21
Municipal Office - Borrowed 2009	24,189.27	16,127.00	8,062.27				8,062.27
Garden of Eden Rd - Borrowed 2010	41,677.50	27,785.00	13,892.50				13,892.50
Thomson Rd - Borrowed 2016	50,000.00	50,000.00	0.00				0.00
Johnston Rd - Borrowed 2018	196,000.00	24,500.00	171,500.00				171,500.00
Total Construction Loans	311,866.77	118,412.00	193,454.77	0.00	0.00	0.00	193,454.77

Department	Debt Balance at Year Ending	Forecasted Debt Dec. 31, 2016	Forecasted Debt Dec. 31, 2017	Forecasted Debt Dec. 31, 2018	Forecasted Debt Dec. 31, 2019	Forecasted Debt Dec. 31, 2020	Forecasted Debt Dec. 31, 2021	Forecasted Debt Dec. 31, 2022	Forecasted Debt Dec. 31, 2023	Forecasted Debt Dec. 31, 2024	Forecasted Debt Dec. 31, 2025	Forecasted Debt Dec. 31, 2026	Forecasted Debt Dec. 31, 2027	Forecasted Debt Dec. 31, 2028
Gen. Gov't	Municipal Office	88,697	72,570	56,443	40,316	24,189	8,062							
Roads	Garden of Eden Rd	152,818	125,033	97,248	69,463	41,678	13,893							
	Thomson Rd	250,000	200,000	150,000	100,000	50,000								
	Johnston Rd			245,000	220,500	196,000	171,500	147,000	122,500	98,000	73,500	49,000	24,500	0
Recreation	Change Rooms	34,494	20,894	7,294										
	Rink Roof	34,680	25,500											
	Hall Expansion	79,035	61,000											
TOTAL		639,724	504,997	555,985	430,279	311,867	193,455	147,000	122,500	98,000	73,500	49,000	24,500	0

Tax Burden Opened Up	
In 2022	46,455
In 2023	93,912

2021 PROPOSED RESERVE CONTRIBUTIONS

GENERAL GOVERNMENT	\$	7,000	Office - Equipment
	\$	7,000	Office - Building
	\$	8,000	Election
TRANSPORTATION	\$	20,808	Roads - Building
	\$	1,040	Roads - Winter Maintenance
	\$	114,494	Roads - Equipment
	\$	51,395	Roads - Infrastructure
ENVIRONMENT	\$	20,890	Landfill
	\$	2,500	Landfill - Building
RECREATION	\$	30,915	Rec - Building
FIRE	\$	34,640	Fire
	\$	5,000	Fire - Building

\$ 303,682 TOTAL CONTRIBUTIONS

CURRENT APPLICATIONS FOR FUNDING



MUNICIPAL ASSET MANAGEMENT PROGRAM

\$56,000.00

*Asset
Management
Plan & Software*



INCLUSIVE COMMUNITY GRANTS PROGRAM

\$40,216.36

*Dock at the
Boat Launch
Ramp at the Rink*



HEALTHY COMMUNITY INITIATIVES PROGRAM

\$93,527.84

*Digital Signs for
Community Centre
and the Office*



COVID STREAM LOCAL GOVERNMENT INTAKE

\$93,500.00

*HVAC Upgrades
At Municipal
Office &
Community Centre*

WHAT DOES THIS DO TO MY TAXES?

MEDIAN ASSESSMENT FOR RESIDENTIAL PROPERTY IN HORTON

\$233,000

2020

$$\begin{aligned} \$233,000 \times 0.00544937 \\ = \$1,269.70 \\ \text{annually} \end{aligned}$$

2%

INCREASE OF
\$25.40

2021

$$\begin{aligned} \$233,000 \times 0.0055583574 \\ = \$1,295.10 \\ \text{annually} \end{aligned}$$

(MUNICIPAL PORTION ONLY)



QUESTIONS...

COMMENTS...

DISCUSSION...



**TOWNSHIP OF HORTON
2021 PROPOSED CAPITAL BUDGET**

				Financing						
Department	Item	Opening Unfinanced	2021 Budget	Taxation	Fees/ Charges/ Donations	Dev. Chgs.	Grants	Gas Tax	Reserves	Estimated Closing Unfinanced
Gen. Gov't	Office Construction Loan - 2009	24,189.27		16,127	0	0	0		0	8,062.27
	Furnace Installation		50,000						50,000	0.00
										0.00
Sub-Total		24,189.27	50,000	16,127	0	0	0	0	50,000	8,062.27
Fire										0.00
Sub-Total		0.00	0	0	0	0	0	0	0	0.00
Roads	Garden of Eden Rd	41,677.50		27,785						13,892.50
	Thomson Rd	50,000.00		50,000						0.00
	Whitton Road		300,000			20,713	57,287	90,000	132,000	
	Johnston Rd	196,000.00		24,500						171,500.00
	Gravel Road <i>(to be picked)</i>		50,000	10,000				40,000		0.00
	3/4 Ton		65,000						65,000	0.00
	Slip-in Water Tank		40,000						40,000	0.00
	2020 Tandem		288,107						288,107	0.00
	Thompson Hill Streets - Engineering		60,000						60,000	0.00
Sub-Total		287,677.50	803,107	112,285	0	20,713	57,287	130,000	585,107	185,392.50
Environment	Ramp Rehabilitation		10,000						10,000	0.00
Sub-Total		0.00	10,000	0	0	0	0	0	10,000	0
Recreation	Tables/Chairs		12,000						12,000	0.00
										0.00
										0.00
										0.00
Sub-Total		0.00	12,000	0	0	0	0	0	12,000	0.00
TOTAL		311,866.77	875,107	128,412.00	0.00	20,713.00	57,287.00	130,000.00	657,107	193,454.77

Note - Summary of Funds from Sale of Gravel Pit

Net Proceeds	552,010.82
Thomson Road	(207,093.57)
Lime Kiln Road	(30,427.66)
Fraser Road	(143,446.15)
Johnston Road	(171,043.44)
Balance Remaining	-

Catering Reserve

Unfinanced Projects	Debt	2021	Balance of Debenture 12/31/21	Township Debt	Tonwhsip Payment	Financing	Unfinanced 12/31/21
Municipal Office - Borrowed 2009	24,189.27	16,127.00	8,062.27				8,062.27
Garden of Eden Rd - Borrowed 2010	41,677.50	27,785.00	13,892.50				13,892.50
Thomson Rd - Borrowed 2016	50,000.00	50,000.00	0.00				0.00
Johnston Rd - Borrowed 2018	196,000.00	24,500.00	171,500.00				171,500.00
Total Construction Loans	311,866.77	118,412.00	193,454.77	0.00	0.00	0.00	193,454.77

Department	Debt Balance at Year Ending	Forecasted Debt Dec. 31, 2016	Forecasted Debt Dec. 31, 2017	Forecasted Debt Dec. 31, 2018	Forecasted Debt Dec. 31, 2019	Forecasted Debt Dec. 31, 2020	Forecasted Debt Dec. 31, 2021	Forecasted Debt Dec. 31, 2022	Forecasted Debt Dec. 31, 2023	Forecasted Debt Dec. 31, 2024	Forecasted Debt Dec. 31, 2025	Forecasted Debt Dec. 31, 2026	Forecasted Debt Dec. 31, 2027	Forecasted Debt Dec. 31, 2028
Gen. Gov't	Municipal Office	88,697	72,570	56,443	40,316	24,189	8,062							
Roads	Garden of Eden Rd	152,818	125,033	97,248	69,463	41,678	13,893							
	Thomson Rd	250,000	200,000	150,000	100,000	50,000								
	Johnston Rd			245,000	220,500	196,000	171,500	147,000	122,500	98,000	73,500	49,000	24,500	0
Recreation	Change Rooms	34,494	20,894	7,294										
	Rink Roof	34,680	25,500											
	Hall Expansion	79,035	61,000											
TOTAL		639,724	504,997	555,985	430,279	311,867	193,455	147,000	122,500	98,000	73,500	49,000	24,500	0

Tax Burden Opened Up	
In 2022	46,455
In 2023	93,912